

Virginia Practice Test Directions

September 2012

Go to: <https://college.measuredsuccess.com>
Then select: "Student Registration"



Welcome to College Success Online

[Start Sample Test](#)

Institution Registration | [Check My Computer](#)

User Login

Username:

Password:

[Login](#) | [Student Registration](#) | [Forgot Password](#)



Select: VCCS Practice Test Institution from the Institution drop down box.

Select: VCCS

Enter: “Virginiapt” as the password.

Fill In: All required fields that have a red asterisk.

Note: Students can use their VCCS credentials (student ID, email etc.) to register for a practice test account. Site Managers can transfer students from the practice test institution by utilizing the “Student Transfer” function within their site.

Click: “Submit” after all required fields have been completed, and the student will be taken immediately to the testing dashboard.

STUDENT REGISTRATION

* Institution:	<input type="text" value="VCCS Practice Test Institution"/>		
* Site:	<input type="text" value="VCCS Practice Test"/>	Directions	
* Site Password:	<input type="password" value="****"/>		
* First Name :	<input type="text" value="Emily"/>	* Student ID :	<input type="text" value="24441"/>
Middle Initial :	<input type="text"/>	* Retype Student ID :	<input type="text" value="24441"/>
* Last Name :	<input type="text" value="Tester"/>	* Email Address :	<input type="text" value="emtest@mailik.com"/>
Address :	<input type="text"/>	Home Phone # :	<input type="text"/>
Address 2 :	<input type="text"/>	Cell Phone # :	<input type="text"/>
* City :	<input type="text" value="Richmond"/>	* Date of Birth :	<input type="text" value="May"/> <input type="text" value="14"/> <input type="text" value="1995"/>
* State/Province :	<input type="text" value="Virginia"/>	* Gender :	<input type="text" value="Female"/>
* Postal Code :	<input type="text" value="23421"/>	* How do you describe yourself :	<input type="text" value="Multicultural"/>

* Student ID must be between 5 and 20 characters in length.

* [Back](#)

* [Submit](#)

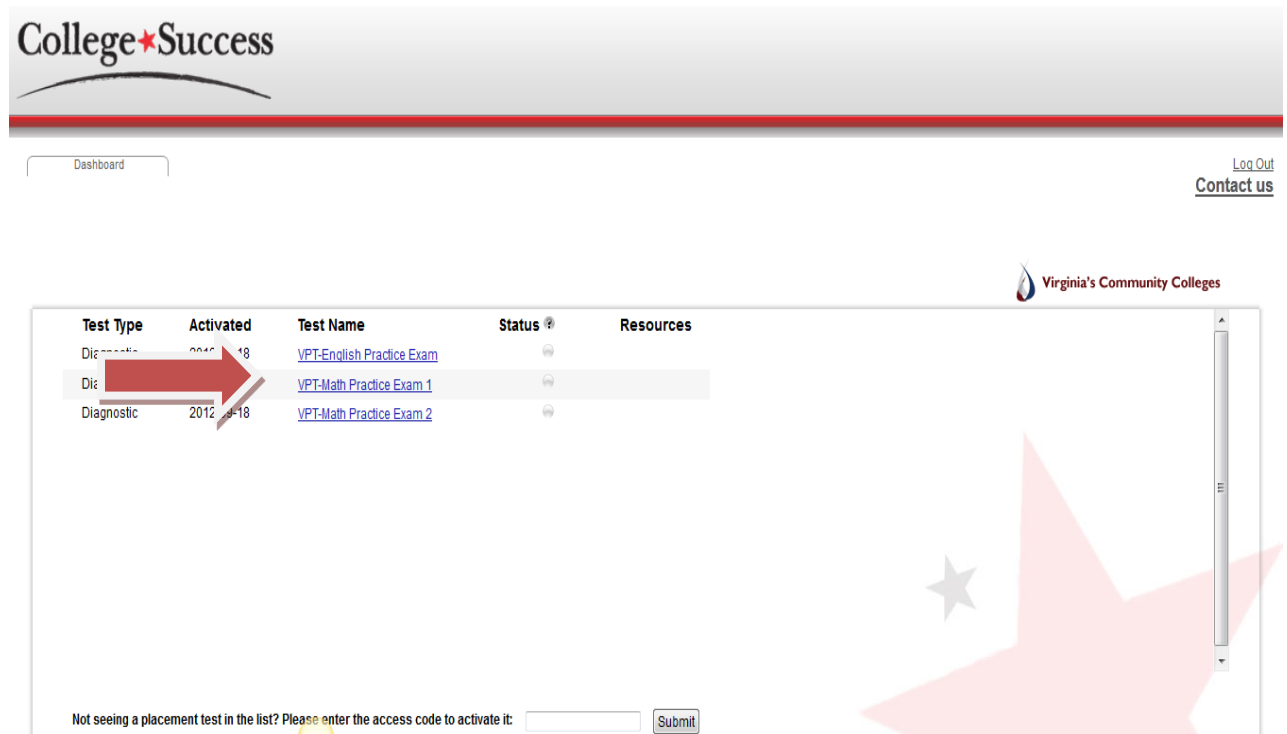
VPT-Math Practice Exam 1: Addresses the content of MTE 1-5.

VPT-Math Practice Exam 2: Addresses the content of MTE 6-9.

VPT-English Practice Exam: Addresses the content of English Units 1-6, and 8

NOTE: The VPT-English Practice does not contain an essay, but please keep in mind you will be required to write an essay when taking the actual VPT-English Assessment.

Click: “VPT-English Practice Exam,” “VPT-Math Practice Exam 1” or “VPT-Math Practice Exam 2” to begin the exam.

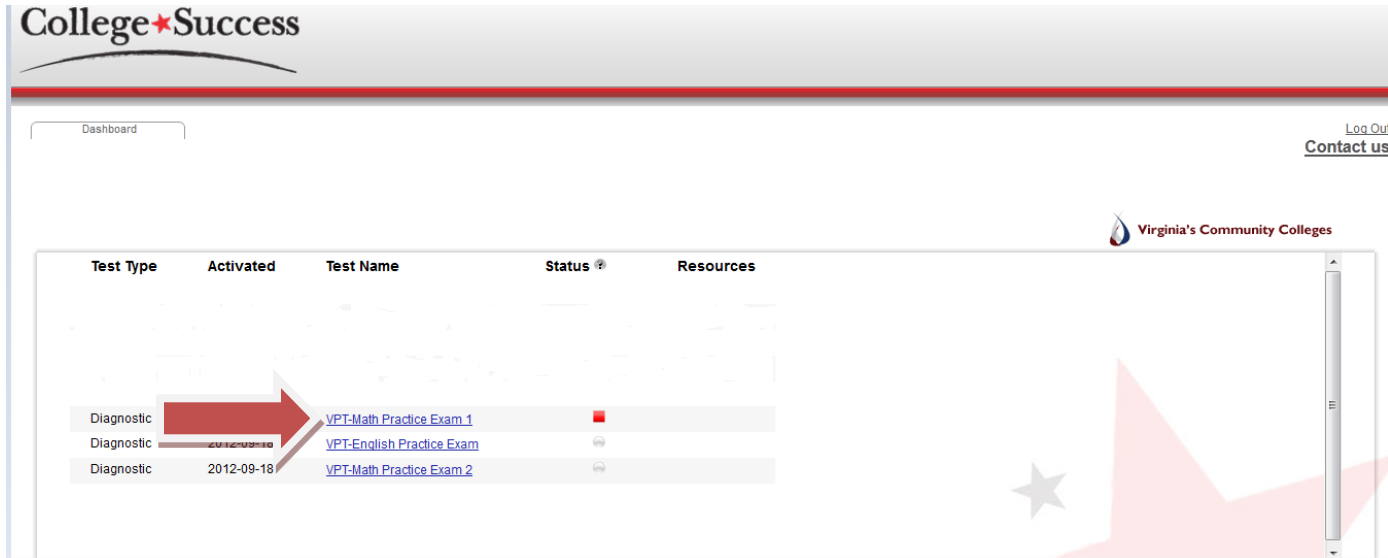


The screenshot shows the 'College Success' website interface. At the top left is the 'College Success' logo. Below it is a 'Dashboard' button. On the right side, there are 'Log Out' and 'Contact us' links. The main content area features a table with the following columns: Test Type, Activated, Test Name, Status, and Resources. The table lists three tests: VPT-English Practice Exam, VPT-Math Practice Exam 1, and VPT-Math Practice Exam 2. A red arrow points to the 'VPT-Math Practice Exam 1' row. Below the table, there is a text prompt: 'Not seeing a placement test in the list? Please enter the access code to activate it:' followed by an input field and a 'Submit' button. The Virginia's Community Colleges logo is visible in the top right corner of the interface.




Test Type	Activated	Test Name	Status	Resources
Diagnostic	2016-18	VPT-English Practice Exam	🔒	
Diagnostic	2016-18	VPT-Math Practice Exam 1	🔒	
Diagnostic	2012-18	VPT-Math Practice Exam 2	🔒	

Not seeing a placement test in the list? Please enter the access code to activate it:

Click: The **bluc** test name link after completing the practice test in order to view the score report.

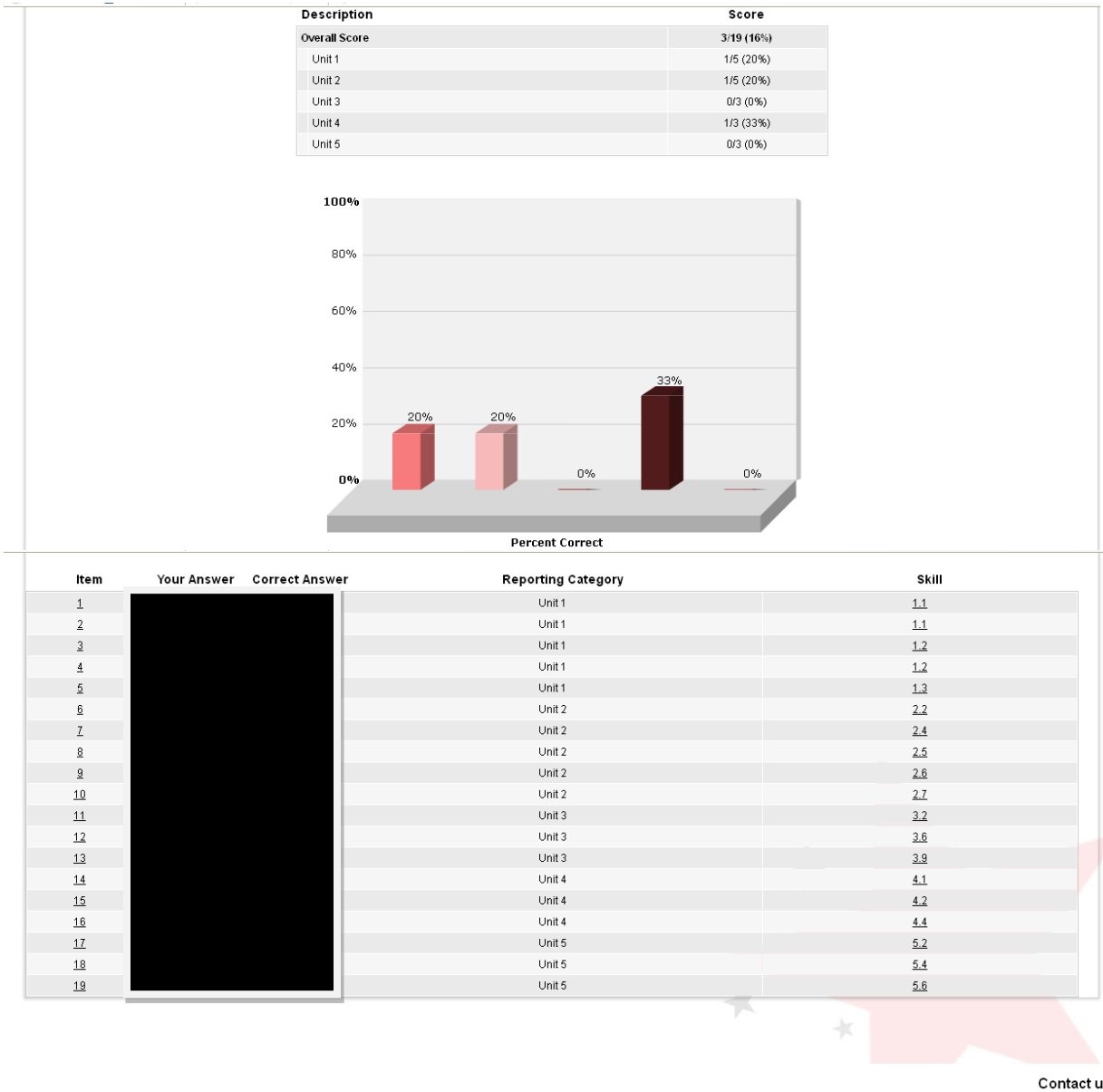


The screenshot shows the 'College Success' dashboard. At the top left is the 'College Success' logo. Below it is a 'Dashboard' tab. In the top right corner, there are links for 'Log Out' and 'Contact us'. On the right side, there is a logo for 'Virginia's Community Colleges'. The main content area is a table with the following columns: 'Test Type', 'Activated', 'Test Name', 'Status', and 'Resources'. The table contains three rows of data:

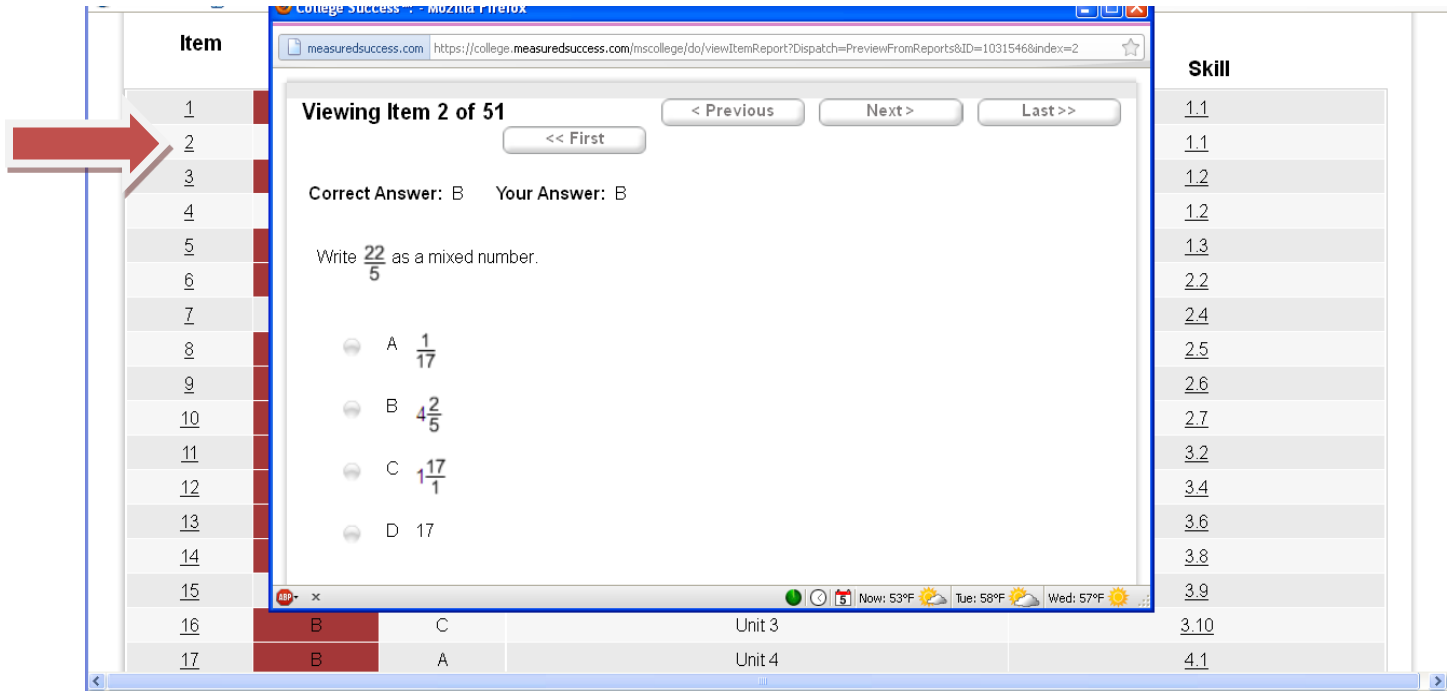
Test Type	Activated	Test Name	Status	Resources
Diagnostic		VPT-Math Practice Exam 1		
Diagnostic		VPT-English Practice Exam		
Diagnostic	2012-09-18	VPT-Math Practice Exam 2		

A large red arrow points from the left towards the 'VPT-Math Practice Exam 1' link in the first row of the table.

The score report will appear as below.



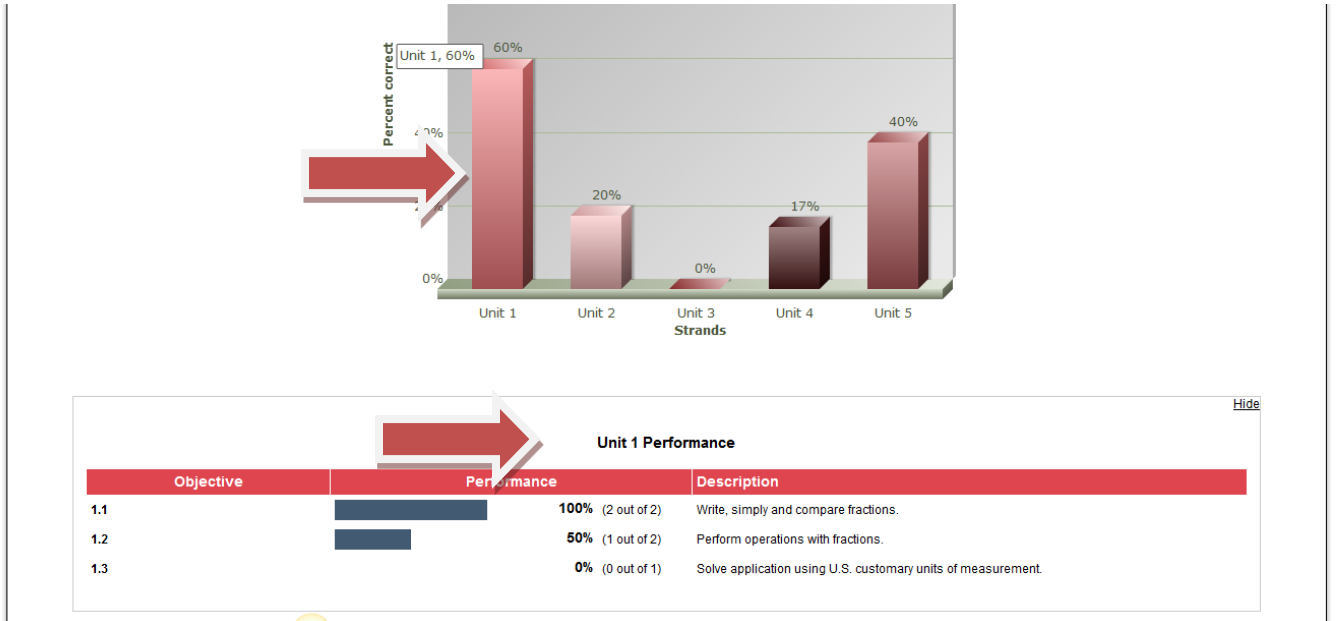
Click: on the item #'s to view the item, the correct answer, and the answer that was chosen.



The screenshot shows a web interface for viewing test items. On the left, a list of items is shown with item numbers 1 through 17. Item 2 is highlighted in red, and a red arrow points to it. On the right, a detailed view of 'Viewing Item 2 of 51' is displayed. The item asks to write $\frac{22}{5}$ as a mixed number. The correct answer is B ($4\frac{2}{5}$) and the user's answer is also B. Below the item view, a table shows the skill associated with each item.

Item	Skill
1	1.1
2	1.1
3	1.2
4	1.2
5	1.3
6	2.2
7	2.4
8	2.5
9	2.6
10	2.7
11	3.2
12	3.4
13	3.6
14	3.8
15	3.9
16	B C Unit 3
17	B A Unit 4

Click: on the bar graph or skill for additional information.



Item	Your Answer	Correct Answer	Reporting Category	Skill
1			Unit 6	6.1
2			Unit 6	6.2
3			Unit 6	6.2
4			Unit 6	6.3
5			Unit 6	6.3
6			Unit 6	6.4
7			Unit 7	7.2
8			Unit 7	7.2
9			Unit 7	7.3
10			Unit 7	7.3
11			Unit 7	7.4
12			Unit 7	7.4
13			Unit 8	8.1
14			Unit 8	8.3
15			Unit 8	8.3
16			Unit 8	8.4
17			Unit 8	8.5
18			Unit 8	8.6
19			Unit 9	9.1
20			Unit 9	9.1
21			Unit 9	9.2
22			Unit 9	9.5

